

CENB1030

Universal 30 Watt Series



ITE Switch-Mode Power Supply

3 Year Warranty

- 100-240VAC Universal Input
- Meets EISA2007, CEC Efficiency Level V, EU (EC) No 278/2009 Phase II
- Certified to UL/EN60950-1, 2nd Edition
- 5V to 48V outputs, up to 32W
- Modified and Custom Designs Available
- Regulated Output with Low Ripple
- Impact-Resistant Polycarbonate Enclosure
- No load Power Consumption <0.3W
- Limited Power Source
- Desktop & Wall Plug Styles



RoHS V LPS



Specifications

All Specifications are typical at nominal input, full load at 25°C unless otherwise stated.

AC Input	100-240VAC, +/-10%, 47-63 Hz, 1Ø	MTBF	>100,000 hours calculated
Input Current	100VAC: 0.9A	Hold-up Time	18 ms min. @ 115VAC, 60 msec @ 230VAC
Inrush Current	60A peak, 264Vac, cold start	Turn-on Time	2 seconds, max.
Input Fuse	3.15A Internal Primary Current Fuse is provided	Topology	Switching – Fixed Frequency Flyback
Efficiency	Meets EISA2007, CEC Efficiency Level V, and EU(EC) No. 278/2009 Phase II requirements	Overload Protection	Hiccup Mode
Output Voltage	See chart	Short Circuit Protection	Hiccup Mode
Output Power	See chart	EMC	See chart below
Ripple and Noise	1% pk-pk max., 20MHz BW	Safety Standards	EN/IEC/CSA/UL60950-1, 2nd Edition, LPS
Line & Load Voltage Regulation	Line: +/- 1%, Load: +/-5%	Dielectric Withstand	Input-Output: 4,242VDC, Input-GND: 1,500 Vac, Output-GND: 500Vdc
Transient Response	500µs max., 50% load step, typical	Operating Temperature	0° to 40°C, no derating
Minimum Load	Not required	Storage Temperature	-40° to +85°C
Case Material:	Black 94V0 Polycarbonate	Relative Humidity	5% to 95%, non-condensing
Case Dimensions:	95 x 54 x 31mm. See outline drawing Weight = 200g	Altitude	0 to 10,000 ft
Output Connector:	2.5mm barrel type (Ault #3) connector, center contact (+). Other options available	Output Cable:	5V – 9V models: #18AWG (SPT-1), 1,500mm, 2 conductor 12V – 48V models: #18AWG (UL1185), 1,500mm, 2 conductor

EMC Specifications

Conducted Emissions	EN55022 Class B, FCC Part 15, Class B.
Radiated Emissions	EN55022 Class B, FCC Part 15, Class B.
Line Frequency Harmonics	EN61000-3-2, Class A
Voltage Fluctuations/Flicker	EN61000-3-3
Static Discharge Immunity	EN61000-4-2, 6kV Contact Discharge, 8kV air discharge
Radiated RF Immunity	EN61000-4-3, 3V/m.
EFT/Burst Immunity	EN61000-4-4, 2kV/5kHz.
Line Surge Immunity	EN61000-4-5, 1kV differential, 2kV common-mode
Conducted RF Immunity	EN61000-4-6, 3Vrms
Power Frequency Magnetic Field Immunity	EN61000-4-8, 3A/m
Voltage Dip Immunity	EN61000-4-11, Criteria B

CENB1030

Universal 30 Watt Series



ITE Switch Mode Power Supply

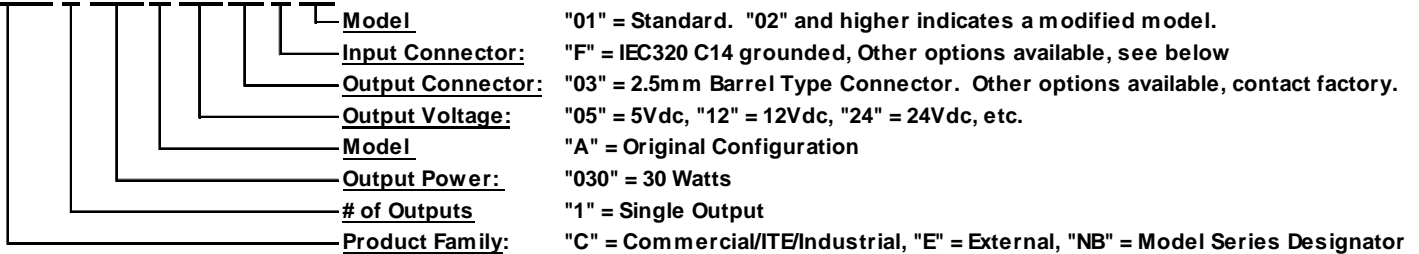
3 Year Warranty

Model Number	Volts (V)	Output Current (max)	Max Watts	Ripple (Vp-p max)
CENB1030A0503F01	5 V	4.00 A	20.0 W	50 mV
CENB1030A0703F01	7.5 V	3.00 A	22.5 W	75 mV
CENB1030A0903F01	9 V	3.00 A	27.0 W	90 mV
CENB1030A1203F01	12 V	2.50 A	30.0 W	120 mV
CENB1030A1403F01	14 V	2.10 A	29.4 W	140 mV
CENB1030A1503F01	15 V	2.00 A	30.0 W	150 mV
CENB1030A1803F01	18 V	1.67 A	30.0 W	180 mV
CENB1030A2403F01	24 V	1.33 A	31.9 W	240 mV
CENB1030A4803F01	48 V	0.67 A	32.1 W	480 mV

Notes: Part numbers above include #3 output connector and IEC320 C14 grounded input receptacle. See below for other options.

Model Number Key

CENB 1 030 A VV 03 F 01

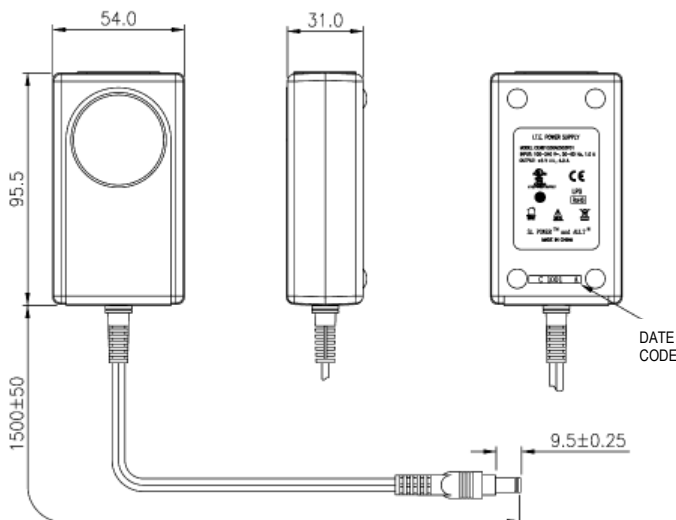


AC Input Receptacle Options

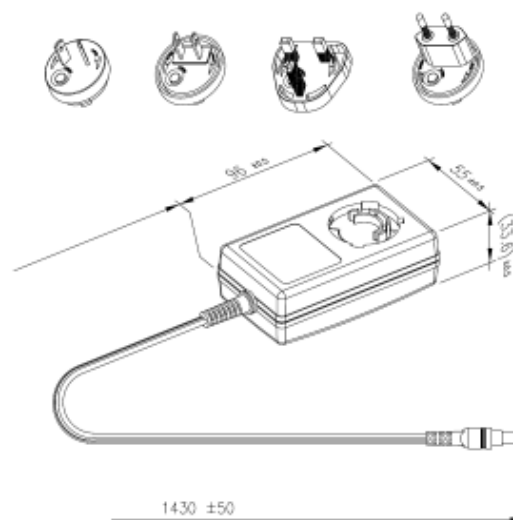
Output Connector

Desktop			Wall-Plug					
IEC320 - C14 Class I Grounded (F) IEC320 - C18 Class II Ungrounded (Q) IEC320 - C8 Class II "Shaver" (N)	N. America Japan Interchangeable (C) N. America Japan Fixed (B)	Europe Fixed (M) United Kingdom Fixed (G) Australia Fixed (H)						
Notes: 1. For desktop options, choose applicable letter above. 2. For Wall-Plug options, choose the applicable letter above and the unit will be fitted with the receptacle chosen. The N. A. blade version (C) will be an interchangeable blade. The other options (B), (M), (G), and (H) will be fixed blades molded in the case. 3. Blade Kit is available which will include one each of a EU, UK, and Australian blade. Kit part # is KT1027K. These can be used with the (C) version, to allow blades to be changed.			Notes: 1. Ault #3 Connector, center contact (+). 2. Connector is Switchcraft 760 plug or equivalent. Mating connector is Switchcraft 712A or equivalent. 3. Other connector options are available. Contact your local SL Power Representative for details.					

Outline Drawings



Desktop Style



Wall-plug Style "C" Option Shown (with KT1027K interchangeable blade kit)

Data Sheet © 2014 SL Power Electronics Corp. The information and specifications contained herein are believed to be correct at the time of publication. Rev. 9-22-14
 However, SL Power accepts no responsibility for consequences arising from reproduction errors or inaccuracies. Specifications are subject to change without notice.